


Pigger Farrowing Box instructions


The Pigger farrowing box is attached to the farrowing pen. Pigger Cream can be easily drained into a measuring cup or watering can and be directly poured into the trough.



How to prepare the box



1. Attach the standard to the farrowing pen



2. Press the perforated rounding out and fold the perforated cover out




3. Position the orange valve in the package saving



4. Pull the orange valve towards you and close the cover



4. Push back the orange valve. Place the rounding for reinforcement of the tap



6. Unscrew the orange cap and remove the package seal



7. Screw the tap onto the opening



8. Set up the box and open the tap

LIPROVIT BV

Genuakade 6 8263 CG Kampen The Netherlands +31 (0)3 83 31 52 22 info@liprovit.com liprovit.com

